



gas & wood fire collection

www.regency-fire.co.nz



Why Choose Regency?

An exceptional fire, custom elegance and controllable heat are just a few reasons to make a Regency fire part of your family.

In 1979, I founded Regency Fireplace Products with a mission to produce the finest fireplace products available anywhere. As a result, Regency has been honoured with awards for exceptional aesthetics and performance and is known as the premium brand around the world. We have been dedicated to providing Australia & New Zealand with Regency fires for over 20 years: committed to creating products that promote comfort and peace of mind.

I am so confident in the quality workmanship, the finest materials and durable heavy-duty construction invested in each and every product, that I offer a Limited Lifetime Warranty. Invite the comfort, efficiency and style of a Regency gas or wood fire into your home and enjoy quality time for a lifetime – I guarantee it.

Robert Little
Founder & CEO





The Chicago CC40RE shown with volcanic stones ○

Index



Direct Vent Gas Fireplaces

Greenfire GF1500LST	4
Greenfire GF1500L	6
Greenfire GF950L	8
Greenfire GF900C	10
City Series	14



Inbuilt Wood Fireplaces

Montrose	16
Mansfield	18



Outdoor Gas Fires

Horizon HZO42	20
---------------	----



Technical Specifications

Direct Vent Gas Fireplaces	22
Inbuilt Wood Fireplaces	23
Outdoor Gas Fires	25



Accessories and Warranty

	26
--	----

GF1500LST

Greenfire Extra Large See-Through Gas Fireplace

There are 2 sides to every fire. The Regency GF1500LST gives you 2x the viewing area and 2x the control. With an artistically designed driftwood log set, that provides a unique view on each side; you can now benefit from maximum heat and maximum flame, in 2 different spaces.


STANDARD FEATURES

- Wide see-through landscape fire with driftwood log set, viewable from each side
- Realistic ceramic glowing ember bed, viewable from each side
- Black enamel reflective side panels
- Two 3-speed fans, one on each side
- Electronic ignition
- RF Remote control allows you to independently operate each fan
- High quality dress guard, on each side
- Dual heat output allows you to control which area is better suited for higher heat
- Direct vent room sealed technology
- 10.6kW NG / 10.7kW LPG

OPTIONS


- Contemporary door frame & fascia in black or brushed stainless steel
- Premium glass fascia in black
- Clean edge finish option (no fascia required)
- 15mm trim for clean edge finish
- Black or stainless steel inner door frame to mix and match
- Optional framing kit for ease of installation
- LPG/ULPG conversion kits
- Horizontal or vertical flue options
- AstroCap™ Venting System for horizontal termination
- Heat distribution kit & air duct to distribute heat to other rooms (up to 2 can be fitted)

GF1500LST Technical Specifications on Page 22.




**when installed with a vertical flue kit on NG*




GF1500LST shown with black inner trim 



GF1500LST shown with brushed stainless steel fascia 



GF1500LST shown with black fascia 





GF1500L

Greenfire™ Extra Large Gas Fireplace

The Regency Greenfire provides an immense linear view of the best in class flame and log package that Regency currently offers. Perfect for contemporary spaces and generous living areas, heat is distributed throughout the home with maximum efficiency. The black enamel reflective panels further accentuate the fire – drawing friends and family closer to stay a while longer.


STANDARD FEATURES

- Natural gas
- Direct vent room sealed technology
- Wide landscape fire with driftwood log set
- Realistic ceramic glowing ember bed
- Black enamel reflective side panels
- 3-speed fan
- Electronic ignition
- RF Remote control
- 10.8kW NG / 10.7kW LPG

OPTIONS

- Contemporary fascia in black or brushed stainless steel
- Premium black glass fascia
- Clean edge finish in black or brushed stainless steel (no fascia required)
- 15mm trim for clean edge finish
- Black or stainless steel inner trim to mix and match
- Framing kit for ease of installation
- LPG/ULPG conversion kit
- Horizontal or vertical flue
- AstroCap™ Venting System for horizontal termination
- Heat distribution kit & air duct to distribute heat to other rooms

GF1500L Technical Specifications on Page 22.



**when installed with a short horizontal flue kit on NG*

GF950L

Greenfire™ Large Gas Fireplace

The Regency Greenfire adds modern expression to any living space with today's sleek, linear styling. This series features seamless design and beautiful wide angle flames set with a coastal driftwood log fire. Efficient, clean-burning zone heating has never been more stylish!


STANDARD FEATURES

- Natural gas or LPG
- Direct vent room sealed technology
- Wide landscape fire with driftwood log set
- Realistic ceramic glowing ember bed
- Black enamel reflective side panels
- 3-speed fan
- Electronic ignition
- RF Remote control
- 7.8kW NG / 6.3kW LPG

GF950L Technical Specifications on Page 22.

OPTIONS


- Contemporary fascia in black or brushed stainless steel
- Premium black glass fascia
- Clean edge (without fascia) option available, when using non-combustible materials
- 22mm trim for clean edge finish
- Black or brushed stainless steel inner trim to mix and match
- Stainless steel reflective side panels
- Framing kit
- LPG conversion kit
- Horizontal or vertical flue
- AstroCap™ Venting System for horizontal termination




*when installed with a short horizontal flue kit on NG






GF950L shown with black fascia 



GF950L shown with black inner trim 



GF950L shown with brushed stainless steel fascia 



GF900C shown with stainless steel fascia



GF900C shown with premium black glass fascia



GF900C shown with black fascia



GF900C

Greenfire™ Large Gas Fireplace

The Regency Greenfire adds modern expression to any living space with today's sleek, linear styling. This fireplace features seamless design and beautiful wide angle flames set on a full bed of shimmering crystals and volcanic stones. Efficient, clean-burning zone heating has never been more stylish!


STANDARD FEATURES

- Natural gas
- Direct vent room sealed technology
- Wide landscape fire with stones and crystals
- Black enamel reflective side panels
- 3-speed fan
- Electronic ignition
- RF Remote control
- 6.9kW NG / 6kW LPG

GF900C Technical Specifications on Page 22.

OPTIONS

- Contemporary fascia in black or brushed stainless steel
- Premium black glass fascia
- Clean edge finish (front cover picture). Comes in black or brushed stainless steel (no fascia required)
- 15mm trim for clean edge finish
- Black or brushed stainless steel inner trim to mix and match
- Stainless steel reflective side panels
- Framing kit
- LPG conversion kit
- Horizontal or vertical flue
- AstroCap™ Venting System for horizontal termination



*when installed with horizontal flue kit on NG

GF950L, GF900C, GF1500L, GF1500LST

DESIGN OPTIONS



Black inner trim for clean edge finish



Brushed stainless steel inner trim for clean edge finish



22mm trim in black (GF950L)



15mm trim in black (GF900C/GF1500L/GF1500LST)



Fascia in black



Fascia in brushed stainless steel



Fascia in black with optional brushed stainless steel inner trim



Fascia in brushed stainless steel with optional black inner trim



Fascia in premium black glass



Fascia in premium black glass with optional brushed stainless steel inner trim

FASCIA DIMENSIONS

Fascia dimensions (mm)	GF1500L		GF950L/GF900C	
	Width	Height	Width	Height
Clean edge finish option (no fascia)	1267	459	1002	446
Fascia and inner trim in black or brushed stainless steel	1359	549	1091	536
Glass fascia in black or with brushed stainless steel inner trim	1460	654	1192	641
15mm Finishing trim (GF900C / GF1500L / GF1500LST)	1287	480	1020	467
22mm Finishing trim (GF950L)	-	-	1034	481


FINISHES



Black



Brushed Stainless Steel



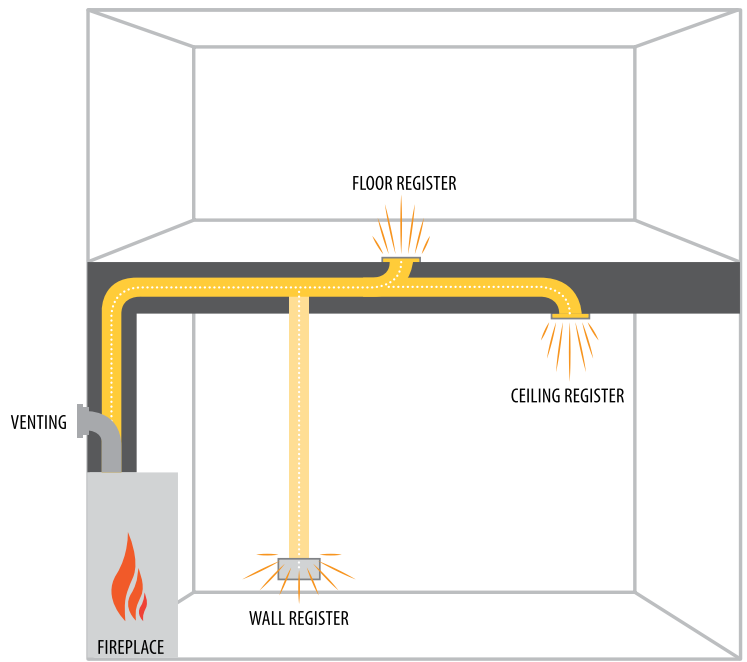
Premium Black Glass

Why choose a Direct Vent Fireplace?

A Regency direct vent gas fireplace is the perfect heating solution for your renovation or new construction project. In just three easy steps, you can have a Regency Gas Fire almost anywhere in your home - no chimney needed! Direct vent fireplaces can be flued vertically or out through an external wall, making them ideal for multi-storey homes where conventional vertical flues are not practical. Drawing air from outside the home for combustion, rather than warm room air, means greater heating efficiency.

HEAT DISTRIBUTION KIT

Increase the effectiveness of your fireplace by dispersing warm air from the fireplace to remote locations in the same room or other rooms in your home by using the heat distribution kit.



Optional Heat Distribution Kit

Suitable for the Greenfire™ range, Mansfield™ and Montrose Wood Fireplaces.

1-2-3 INSTANT FIREPLACE

No chimney? No problem! The Regency Zero Clearance range enables you to have a gas log fire installed into a timber or steel framed/plasterboard “mock” chimney breast without the expense and effort of a purpose built brick chimney.



City Series

Modern fireplaces with no limitations

Now you can place a TV above the fireplace, hang artwork and use any wall finish - even wood or wallpaper! The City Series is designed to maintain a cool wall to accommodate custom finishes right to the edge of your fireplace. With three different frameless fire designs, the City Series gives an uninterrupted view of the flames and seamlessly integrates into any interior.

| STANDARD FEATURES

- Natural gas or LPG
- Direct Vent Technology with ceiling level venting
- Front, side, top or back venting solutions
- Cool wall system
- Invisible safety barrier
- Silent and reliable, no fans required
- Electronic ignition
- Proflame GTMF Remote to control flame height and accent lights
- Heatwave
- Accent lights

| OPTIONS

- 7 different firebed options
- 3 inner panel options
- 2 Chase Vent options (front or side)
- Clean edge (without fascia) option available, when using non-combustible materials
- Framing kit
- LPG conversion kit
- Horizontal or vertical flue
- AstroCap™ Venting System for horizontal termination
- Chicago Corner comes with left or right options

For more information on the City Series visit:
www.regency-fire.co.nz





Montrose

Clean Air* Large Wood Fireplace

Designed for modern living, the Regency Montrose will add ambience and enjoyment to any room. The large viewing glass with black etched edge provides an exceptional view of the fire whilst complementing the décor of any home. The Montrose is designed to fit into a custom built wall without a brick fireplace or chimney ensuring it can be featured in any room. As a slow combustion heater the unit can be controlled to maximize heat output as well as wood usage.

STANDARD FEATURES

- Large glass viewing area (790mm x 310mm)
- Single draft control with airwash
- Removable door handle tool
- 5mm steel firebox – lined with high quality firebrick
- Stainless steel andiron
- Clean front trim
- Zero clearance box included
- Low emissions: 0.6g/kg
- 68% efficiency

Montrose Technical Specifications on Page 24.

OPTIONS

- Slim line finishing trims available (15mm & 50mm)
- Base frame kit – raises unit 300mm on sturdy steel frame
- Heat distribution kit with flexible ducting, up to 2 can be used
- Outside air kit with flexible ducting
- Triple skin, zero clearance, wood fire flue kit available

**For clean air installation fan kit and ducting is required*









Mansfield™

Non-Clean Air Large Wood See-Through Fireplace

This see-through fireplace gives you 2x the viewing area and 2x the control. The Mansfield is designed to fit into a custom built wall without a brick fireplace or chimney, ensuring it can be featured in any room, while adding ambience and style. The large glass doors provide an exceptional view of the fire whilst complementing the décor of any home. As a slow combustion heater the unit can be controlled to maximize heat output as well as wood usage.

| STANDARD FEATURES

- Large see-through glass viewing area (790mm x 310mm)
- Draft control, accessible on each side, with airwash
- Removable door handle tool
- Wood loading ability, on each side
- Stainless steel andirons
- 5mm steel firebox – lined with high quality firebrick
- Zero clearance box included
- Low emissions: 1.3 g/kg
- 63% efficiency

| OPTIONS

- Slim line finishing trims available (30mm & 50mm)
- Base frame kit – raises unit 300mm on sturdy steel frame
- Heat distribution kit with flexible ducting, up to 2 can be used
- Outside air kit with flexible ducting
- Regency triple skin, zero clearance, wood fire flue kit available (must be used with this appliance)

Mansfield Technical Specifications on Page 23.

This is a non-clean air model and can only be installed on properties over 2 hectares.



HZO42

Horizon Outdoor Gas Fireplace

Create your own sophisticated, contemporary outdoor area with a Regency outdoor gas fire. The dramatic Horizon outdoor fireplace, delivers beautiful wide angle flames amplified by a reflective stainless steel body and a choice of firebeds to reflect your style.

| STANDARD FEATURES

- Natural gas or LPG
- Stainless steel faceplate & firebox
- Stainless steel burner covered with copper crystals
- Tempered glass wind shield
- Stainless steel heat deflector
- Easy access on/off switch
- Electronic ignition
- Seasonal weather cover
- Approved for outdoor installation only
- No venting required

| OPTIONS

- Black crystals
- Ceramic garden stones
- Ceramic log set
- Steel framing kit

| OUTDOOR FIREPLACE FIREBED OPTIONS



Black Reflective Crystals



Copper Crystals



Volcanic Stones



Ceramic Garden Stones



Ceramic Log Set






HZO42 shown with copper crystals [O](#)



HZO42 shown with copper crystals [O](#)



HZO42 steel framing kit



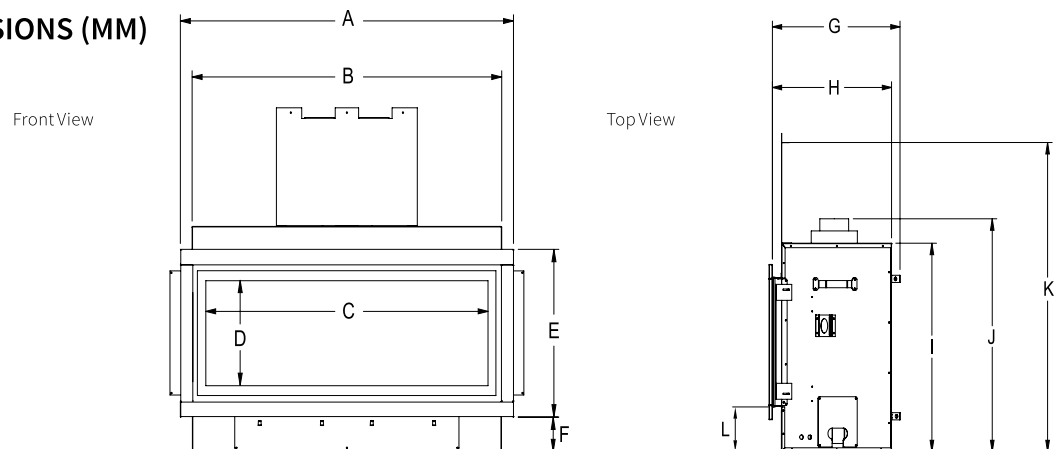
HZO42 built-in with steel framing kit, shown with garden stones [O](#)

Technical Specifications

Direct Vent Gas Fireplaces

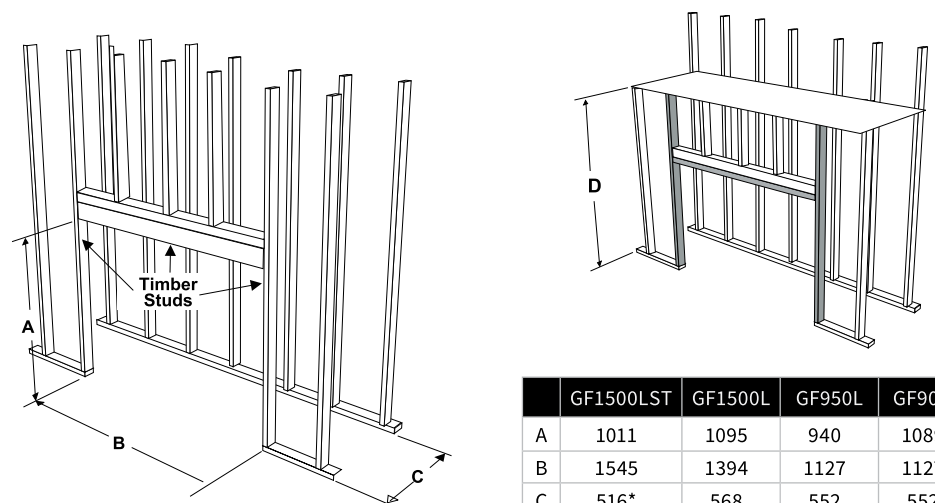
GF900C / GF950L / GF1500L / GF1500LST

| DIMENSIONS (MM)



	GF1500LST	GF1500L	GF950L	GF900C
A	1439	1359	1091	1091
B	1267	1263	996	995
C	1152	1152	890	889
D	346	345	332	332
E	549	549	540	536
F	194	113	113	113
G	516	562	560	560
H	477	525	523	522
I	844	737	726	725
J	920	824	796	795
K	1005	1094	933	1082
L	241	159	159	160

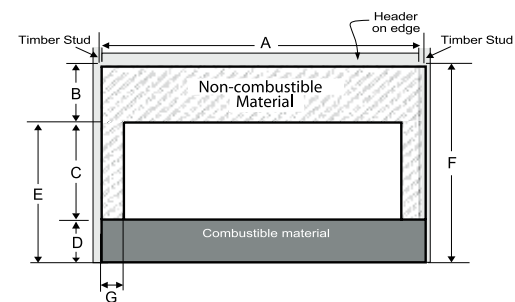
| FRAMING



Optional framing kit available. See manual for details.

	GF1500LST	GF1500L	GF950L	GF900C
A	1011	1095	940	1089
B	1545	1394	1127	1127
C	516*	568	552	552
D	n/a	1225	1156	1151

*Consult manual for additional information.

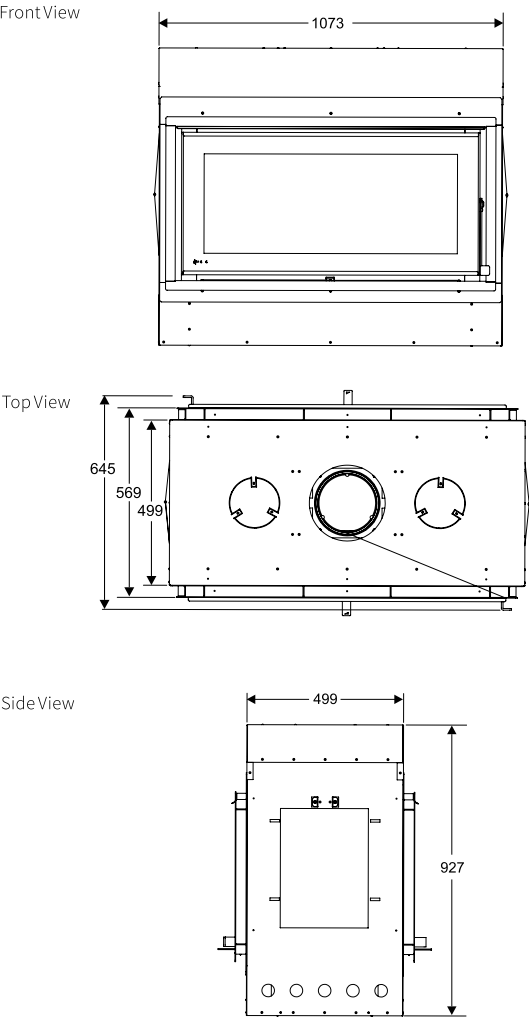


Combustible Requirements	GF1500LST	GF1500L	GF950L	GF900C
A	1583	1432	1165	1165
B	330	502	191	502
C	457	459	446	451
D	241	159	159	156
E	698	617	605	606
F	1028	1119	796	1108
G	158	83	83	83

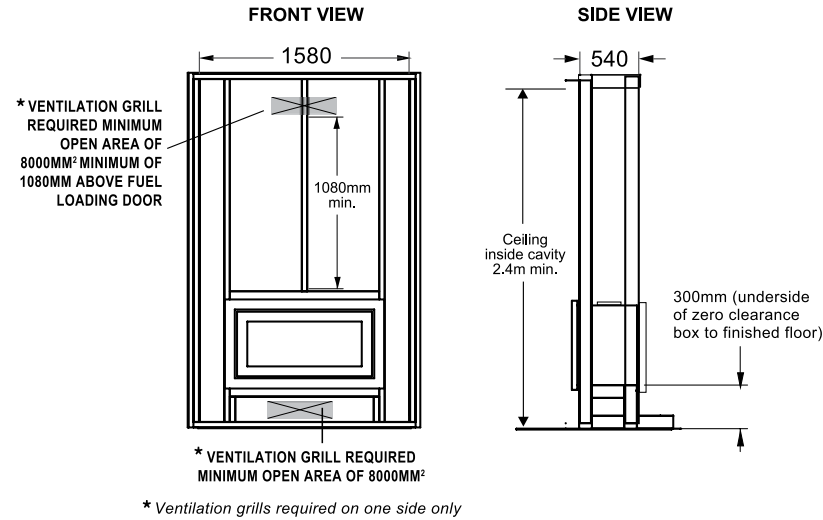
Inbuilt Wood Fireplaces

Mansfield

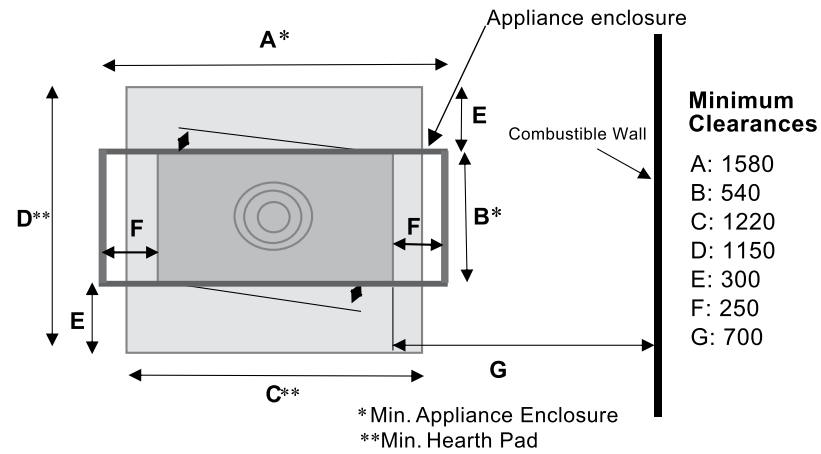
| DIMENSIONS (MM)



| FRAMING



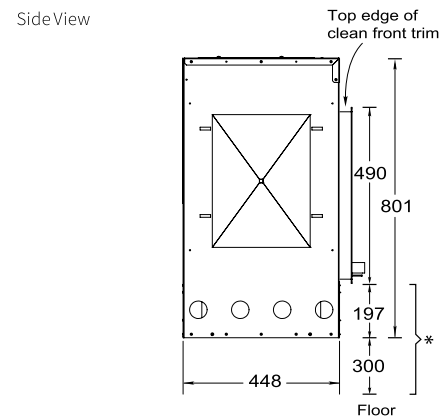
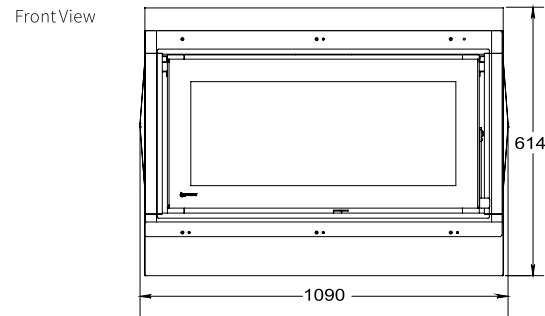
| CLEARANCES



Inbuilt Wood Fireplaces

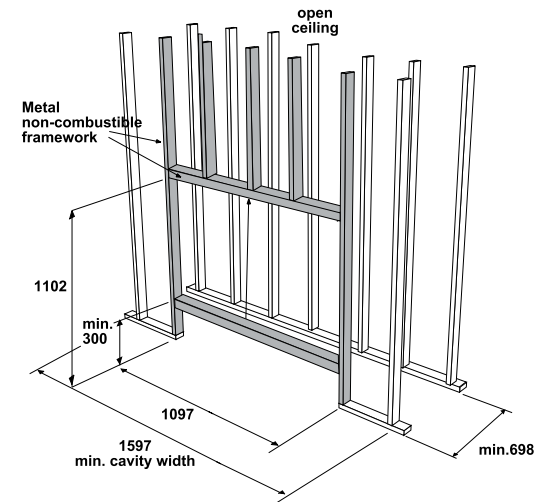
Montrose (with standard clean front trim)

| DIMENSIONS (MM)

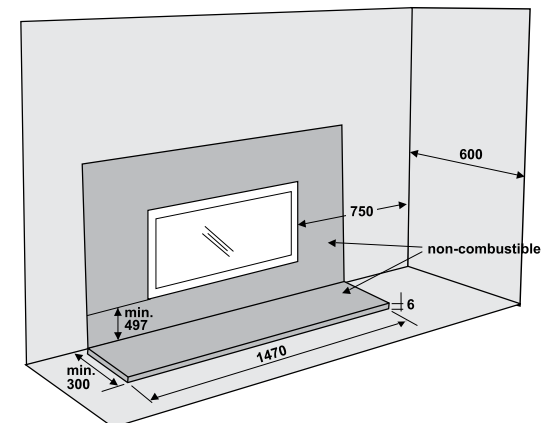


***NOTE:** Finishing material underneath clean front trim to floor includes base support of 300mm, therefore minimum 497 mm is required.

| FRAMING



| CLEARANCES

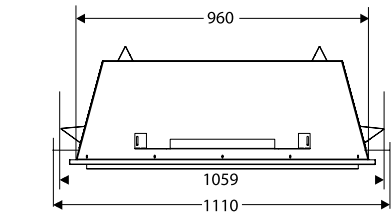


Outdoor Gas Fires

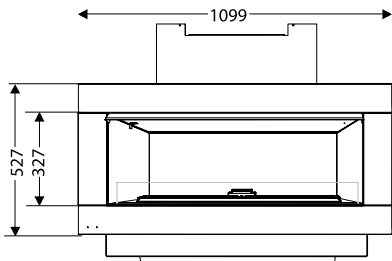
HZO42

| DIMENSIONS (MM)

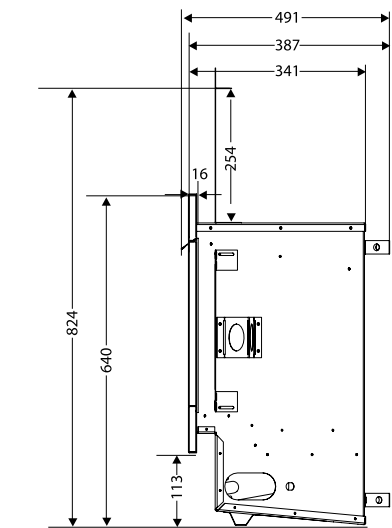
Top View



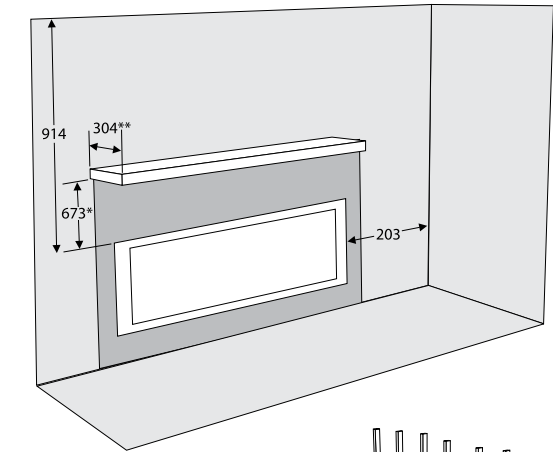
Front View



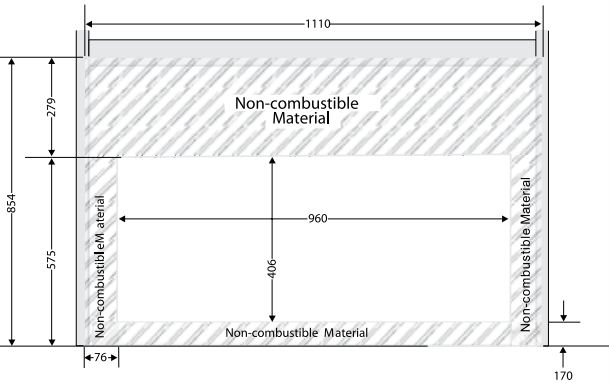
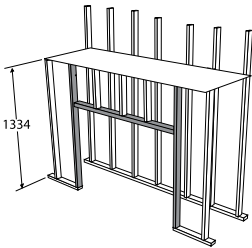
Side View



| CLEARANCES TO COMBUSTIBLES (MM)



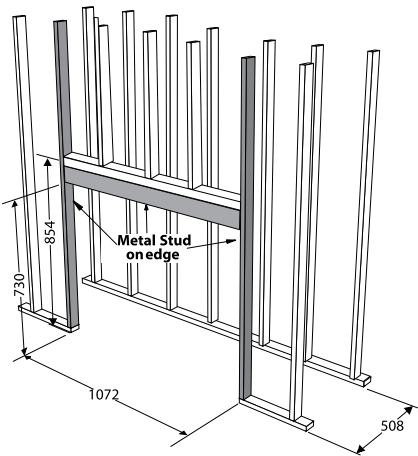
**Distance is measured from the top of hot air outlet.
 **Clearances vary for different mantle depths.
 Please refer to the instruction manuals for details.*



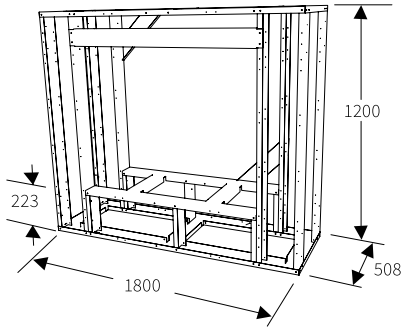
| SAFE APPLIANCE LOCATION

These outdoor fires must only be used in an above ground open-air situation with natural ventilation, without stagnant areas, where gas leakage and products of combustion are rapidly dispersed by wind and natural convection.

| FRAMING CLEARANCES TO COMBUSTIBLES (MM)



| FRAMING KIT DIMENSIONS (MM)



Accessories

| REMOTE CONTROLS

The RF (Radio Frequency) Remote Control is programmable up to 7 days a week, including two time zones per day. The remote can be operated from another room, automatically modulating the temperature of your Gas Fire, increasing efficiency and reducing running costs. It also allows you to set and maintain a desired temperature, as well as adjust the flame height and fan speed.



FireGenie® remote control

| ASTROCAP™

(FOR DIRECT VENT HORIZONTAL TERMINATION ONLY)

The patented AstroCap will finish off the flue system on the outside of your home making it far more attractive than traditional flue systems. The AstroCap can even be painted to match your home.



*AstroCap™ horizontal venting system
(311mm X 311mm)*

Enjoy your Regency – for life, with our Lifetime Warranty.

You'll be happy with your Regency for years to come, our Limited Lifetime Warranty guarantees it. Not only have we invested in quality workmanship, the finest materials and durable heavy-duty construction but we have carefully selected a dealer network that is committed to your satisfaction.

All Regency gas fires pass stringent Australian and New Zealand testing standards. We know that you will be as proud of your Regency as we are.

Limited Lifetime Warranty covers the following components: Combustion chamber, heat exchanger, burner tubes and glass (thermal breakage). Refer to owner's manual for details.



NOTE: All product specifications are subject to change without notice. Before installing refer to the relevant product manual for full and up to date information. Stainless steel inner panels will naturally change tone over time. Heating capabilities of units are affected by: drafts under doorways or through flooring, large glass areas not covered by heavy drapes, ceiling heights greater than 2.4m or cathedral type ceilings, poor or no insulation and geographical locations.

Design your own fireplace with Regency

At Regency, we're all about helping you find the right fire for your home and style. Our beautiful New Zealand website showcases dozens of inspirational images, to show you how our fireplaces accentuate any living area.

To make it even easier for you to choose, we have a customisation tab, so you can see the many different options of fascia's, trims and firebeds on offer.

So go ahead, design your perfect living area, we've made it easy!

Greenfire GF900C

The Regency Greenfire online gas fireplace adds modern expression to any living space with today's sleek linear styling. This series features seamless design and beautiful wide angle flames set on your choice of a crystal or flamed log fire or a full bed of shimmering crystals. Efficient, clean-burning, zero-heating has never been more stylish.

Product Customise your fire Specifications Get it done



Fascia

- ☐ Black
- ☐ Stainless steel
- ☐ Premium black glass
- ☐ Black inner clear trim (bevel edge finish)
- ☐ Stainless steel inner clear trim (bevel edge finish)
- ☐ Black with stainless steel inner trim
- ☐ Premium black glass with stainless steel inner trim
- ☐ Stainless steel with black inner trim

Firebed

- ☒ Black crystals
- ☐ Volcanic stones

www.regency-fire.co.nz

for your nearest dealer visit:
www.regency-fire.co.nz
or call 0800 161 161



Regency products are distributed by:

Aber Holdings Ltd T/A Aber Living
17 Mainstreet Place, Te Rapa, Hamilton 3200, New Zealand
Phone: 0800 161 161
Email: sales@aber.co.nz
www.aberliving.co.nz

*Disclaimer: Appearance of flames varies with installation and fuel type.
Star ratings vary based on flue type and configuration.*

©2016 FPI Fireplace Products International Ltd. Regency®, Greenfire™ and Astrocap™ are registered or proprietary trademarks of FPI Fireplace Products International Ltd. All rights reserved.
MM440-03/19

your Regency dealer